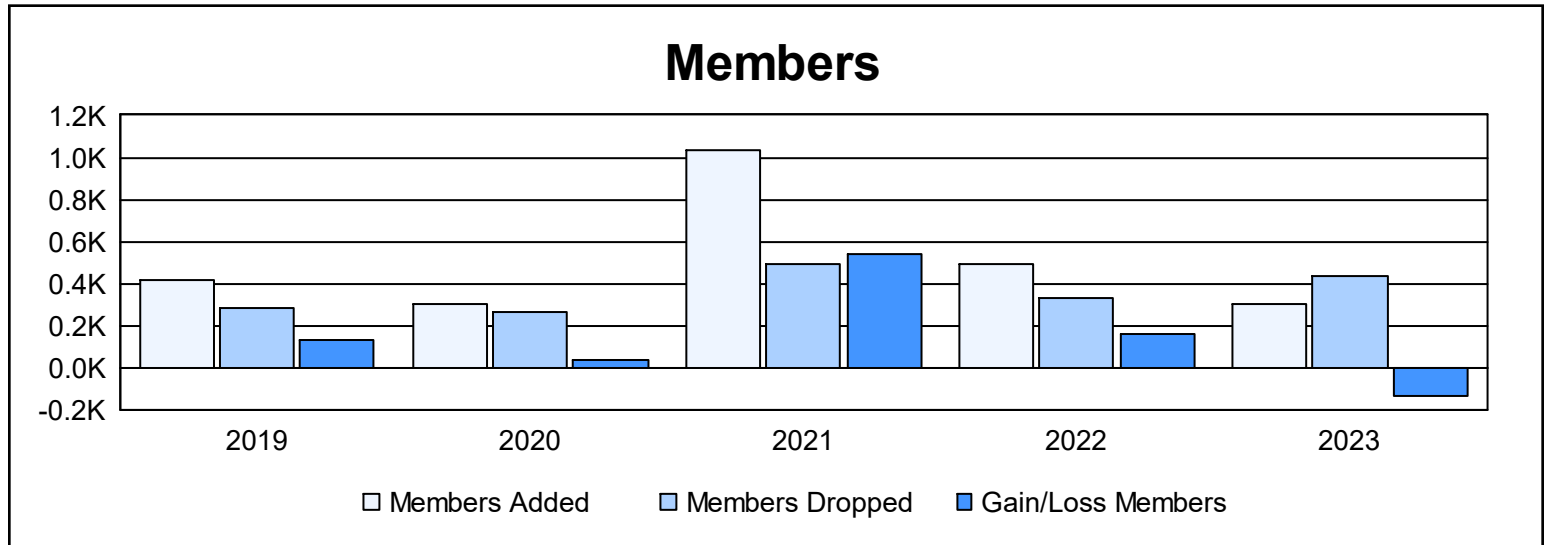
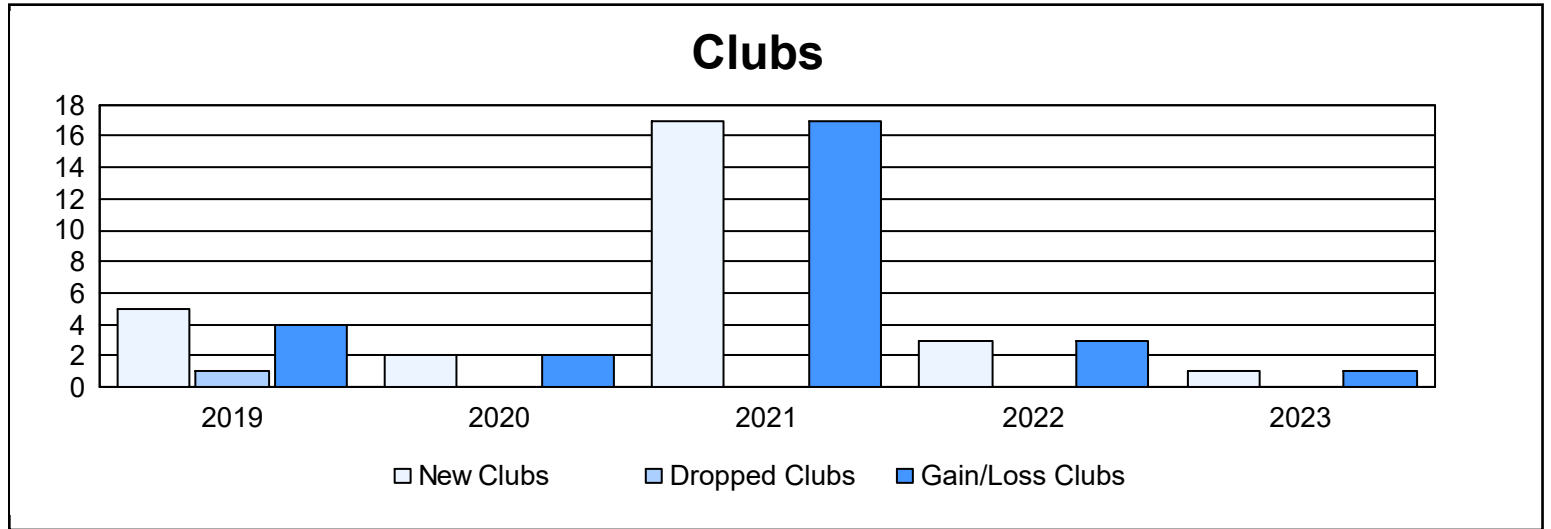
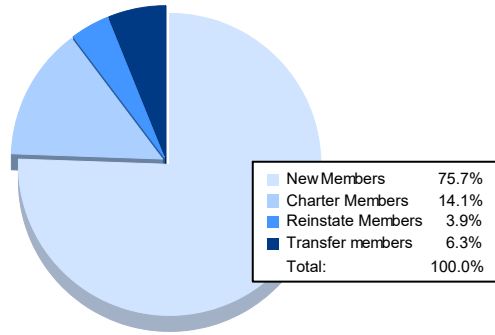


| Year | New Clubs | Dropped Clubs | Gain/ Loss Clubs | New Members | Charter Members | Reinstate Members | Transfer Members | Total Member Added | Total Members Dropped | Gain/ Loss Members |
|----------------|-----------|---------------|------------------|-------------|-----------------|-------------------|------------------|--------------------|-----------------------|--------------------|
| 2018-2019 | 5 | 1 | 4 | 230 | 148 | 21 | 21 | 420 | 287 | 133 |
| 2019-2020 | 2 | 0 | 2 | 202 | 63 | 20 | 13 | 298 | 265 | 33 |
| 2020-2021 | 17 | 0 | 17 | 424 | 573 | 16 | 18 | 1,031 | 494 | 537 |
| 2021-2022 | 3 | 0 | 3 | 350 | 120 | 8 | 17 | 495 | 331 | 164 |
| 2022-2023 | 1 | 0 | 1 | 230 | 43 | 12 | 19 | 304 | 435 | -131 |
| Average | 6 | 0 | 5 | 287 | 189 | 15 | 18 | 510 | 362 | 147 |



Membership Composition June 2023 Cumulative



Gender Composition June 2023 Cumulative

